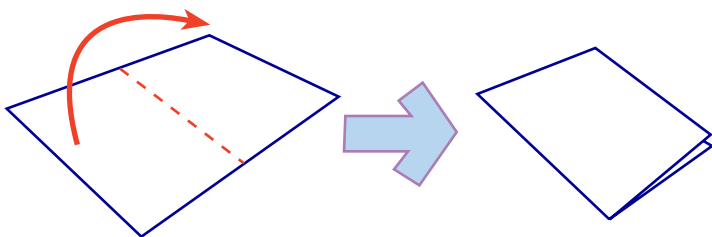


FIRE FUEL PLANTS COLORING BOOKLET

Booklet Assembly Instructions:

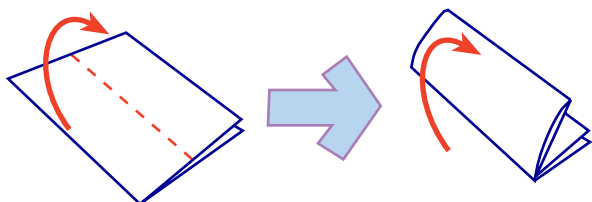
STEP ONE:

With blank side face up, fold paper in half widthwise.



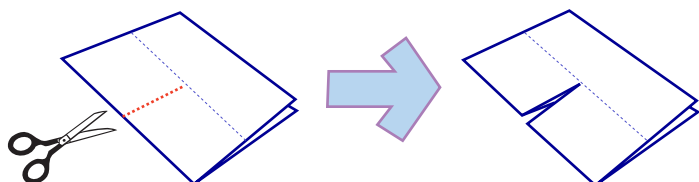
STEP TWO:

Fold paper in half widthwise AGAIN.



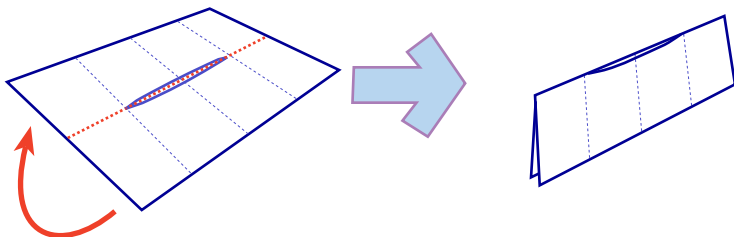
STEP THREE:

Open to step one stage and CUT along dotted line - part way through.



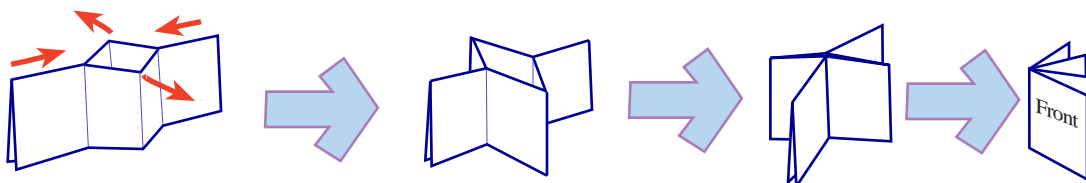
STEP FOUR:

Open entirely and fold paper in half lengthwise.



STEP FIVE:

Hold with folded edge up and “squeeze” - so that middle sections push outward.



Fold together so that Front and Back are on the outside of the booklet.



Materials needed:

1. Printout of Booklet
2. Crayons or other coloring supplies
3. Scissors (for one cut only).